

What area are you from?			Response Percent	Response Count
Asia			8.0%	23
Europe			45.1%	130
North America			44.8%	129
Africa			0.4%	1
Latin America/Caribbean			0.7%	2
Australia/New Zealand (Oceania)			1.0%	3
			answered question	288
			skipped question	0



Approximately how many IETF meetings have you attended (including IETF 68)?			Response Percent	Response Count
<=5			25.1%	72
6 - 10			18.5%	53
>10			56.5%	162
			answered question	287
			skipped question	1




Did you participate in one or more sessions from another location using the Jabber room and/or audio streaming?			Response Percent	Response Count
Yes			29.4%	84
No			70.6%	202
			answered question	286
			skipped question	2

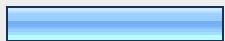



How would you rate the audio streaming and Jabber rooms in support of your participation?							
	Did Not Use	Unsatisfactory	Neutral	Satisfactory	Exceeded Expectations	Rating Average	Response Count
Audio stream	80.2% (210)	1.9% (5)	4.6% (12)	11.8% (31)	1.5% (4)	1.53	262
Jabber room	55.1% (145)	4.2% (11)	12.2% (32)	25.9% (68)	2.7% (7)	2.17	263
	answered question						266
	skipped question						22

There was a jabber experiment in the following sessions: sip, sipping, p2psip, escrit, mmusic and the ROAP plenary session. The experiment used a professional transcriptionist to perform a verbatim transcription in a jabber room to assist those where English is a second language or have difficulty hearing. How would you rate the jabber room experiment?							
	Did Not Use	Unsatisfactory	Neutral	Satisfactory	Exceeded Expectations	Rating Average	Response Count
Jabber Room Experiment	79.3% (214)	1.1% (3)	5.2% (14)	5.9% (16)	8.5% (23)	1.63	270
	answered question						270
	skipped question						18

Do you have any suggestions for improving the usefulness of jabber room experiment for local or remote participation?		Response Count
		53
	answered question	53
	skipped question	235

Did you attend IETF 68 in Prague			Response Percent	Response Count
Yes			94.6%	265
No			5.4%	15
			<i>answered question</i>	280
			<i>skipped question</i>	8

How long did your travel to Prague take?			Response Percent	Response Count
< 5 hours			37.5%	100
5 to 10 hours			18.4%	49
> 10 hours			44.2%	118
			<i>answered question</i>	267
			<i>skipped question</i>	21

Which computer OS platform did you use during the meeting?			Response Percent	Response Count
MAC			24.0%	65
Unix/Linux			18.5%	50
Windows			56.8%	154
Other			0.7%	2
			<i>answered question</i>	271
			<i>skipped question</i>	17

As an experiment the IAOC outsourced wireless access, the NOC, help desk and terminal room to a contractor. How would you rate the following:							
	Did Not Use	Unsatisfactory	Neutral	Satisfactory	Exceeded Expectations	Rating Average	Response Count
Wireless	3.0% (8)	0.0% (0)	4.5% (12)	39.3% (105)	53.2% (142)	4.40	267
NOC	70.0% (184)	0.0% (0)	4.9% (13)	17.1% (45)	8.0% (21)	1.93	263
Help Desk	80.2% (211)	0.0% (0)	4.9% (13)	8.4% (22)	6.5% (17)	1.61	263
Terminal Room	65.2% (172)	1.5% (4)	7.2% (19)	21.2% (56)	4.9% (13)	1.99	264
	answered question						268
	skipped question						20

Please explain any dissatisfaction.	
	Response Count
	38
	answered question
	38
	skipped question
	250

The IAOC uses survey results in its evaluation of the meeting venue's performance. How would you rate the following?							
	Did not use	Unsatisfactory	Neutral	Satisfactory	Exceeded Expectations	Rating Average	Response Count
Internet service in my room	23.8% (63)	6.4% (17)	12.5% (33)	39.6% (105)	17.7% (47)	3.21	265
Meeting facilities	2.3% (6)	3.0% (8)	6.4% (17)	61.5% (163)	26.8% (71)	4.08	265
Hotel Staff	5.3% (14)	0.8% (2)	10.6% (28)	49.6% (131)	33.7% (89)	4.06	264
Food and beverage	2.7% (7)	8.3% (22)	17.0% (45)	51.9% (137)	20.1% (53)	3.78	264
	answered question						266
	skipped question						22

The IAOC uses survey results in its evaluation of the Secretariat's performance. How would you rate the following?							
	Did not use	Unsatisfactory	Neutral	Satisfactory	Exceeded Expectations	Rating Average	Response Count
Audio visual equipment	11.3% (30)	0.8% (2)	11.7% (31)	69.9% (186)	6.4% (17)	3.59	266
Power strips availability	6.0% (16)	2.2% (6)	12.0% (32)	52.8% (141)	27.0% (72)	3.93	267
Secretariat staff	29.2% (78)	0.0% (0)	6.0% (16)	48.3% (129)	16.5% (44)	3.23	267
Registration experience	2.6% (7)	0.8% (2)	7.9% (21)	68.4% (182)	20.3% (54)	4.03	266
Request for a Letter of Invitation handling	89.7% (235)	1.1% (3)	3.8% (10)	3.4% (9)	1.9% (5)	1.27	262
	<i>answered question</i>						268
	<i>skipped question</i>						20

Please explain if dissatisfied with any of the foregoing.		Response Count
		48
	<i>answered question</i>	48
	<i>skipped question</i>	240

If NeuStar Secretariat Services could do one thing to improve the meetings or ID support performance it would be:		Response Count
		39
	<i>answered question</i>	39
	<i>skipped question</i>	249



Multiple communications methods were used, the 68Attendees list, mac@ietf.org to report problems and provide feedback, the 68Commons wiki to find and share Meeting, Travel, and Venue info, a NOC ticketing system. How would you rate their usefulness?



	Did Not Use	Unsatisfactory	Neutral	Satisfactory	Exceeded Expectations	Rating Average	Response Count
68Attendees List	8.7% (23)	15.2% (40)	22.8% (60)	44.9% (118)	8.4% (22)	3.29	263
mac@ietf.org	93.9% (245)	0.4% (1)	2.3% (6)	3.4% (9)	0.0% (0)	1.15	261
68Commons Wiki	52.5% (138)	2.3% (6)	15.2% (40)	26.2% (69)	3.8% (10)	2.27	263
NOC Ticket System	89.7% (234)	0.0% (0)	5.0% (13)	5.4% (14)	0.0% (0)	1.26	261
	<i>answered question</i>						266
	<i>skipped question</i>						22

Do you have any suggestions for improving the usefulness of any of the foregoing?




	Response Count
	77
	<i>answered question</i>
	77
	<i>skipped question</i>
	211

When breakfast is included in the room rate for the contracted hotels breakfast is not provided at the meeting to be most cost effective. Do you agree with this practice?

		Response Percent	Response Count
Yes		87.4%	235
No		12.6%	34
	<i>answered question</i>		269
	<i>skipped question</i>		19



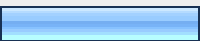
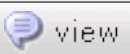

During the Monday and Tuesday afternoons there are two breaks. For budget reasons we provided only beverages and no snacks during the first break, approximately 2 hours after the lunch. Do you agree with this practice?			Response Percent	Response Count
Yes			78.2%	211
No			21.9%	59
			answered question	270
			skipped question	18

The EDU Team arranged for the following classes during the meeting. Were these classes useful to you?							
	Did not attend	Unsatisfactory	Neutral	Satisfactory	Exceeded Expectations	Rating Average	Response Count
Newcomers	93.1% (244)	0.4% (1)	2.3% (6)	3.8% (10)	0.4% (1)	1.18	262
Writing an RFC	93.1% (244)	0.0% (0)	1.1% (3)	5.0% (13)	0.8% (2)	1.20	262
WG Leadership	95.8% (249)	0.0% (0)	1.2% (3)	3.1% (8)	0.0% (0)	1.12	260
What should Spec Writers know about IPv6	94.6% (247)	0.8% (2)	1.5% (4)	3.1% (8)	0.0% (0)	1.13	261
Bringing New Work to IETF	95.8% (250)	0.0% (0)	1.5% (4)	2.3% (6)	0.4% (1)	1.11	261
Security	94.6% (245)	0.4% (1)	0.8% (2)	2.7% (7)	1.5% (4)	1.16	259
						answered question	266
						skipped question	22

Would you be more likely to attend an EDU Team class if it were a bring-your-own-lunch during the week?			Response Percent	Response Count
Yes			20.7%	56
No			36.7%	99
Undecided			42.6%	115
			answered question	270
			skipped question	18



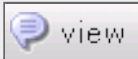

How do you rate the Plenaries?							
	Did not attend	Unsatisfactory	Neutral	Satisfactory	Exceeded Expectations	Rating Average	Response Count
Wednesday (Administrative)	24.8% (65)	4.2% (11)	26.3% (69)	42.4% (111)	2.3% (6)	2.93	262
Thursday (Technical)	23.4% (63)	6.3% (17)	23.8% (64)	41.3% (111)	5.2% (14)	2.99	269
answered question							269
skipped question							19

Page: General Questions



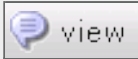

If you did not attend IETF 68 in Prague, why not?			
		Response Percent	Response Count
Agenda not relevant		0.0%	0
Too expensive		35.7%	5
Distance too far		28.6%	4
Location		0.0%	0
Corporate decision		21.4%	3
 Other (please specify)		35.7%	5
answered question			14
skipped question			274

Instead of the presentation of one aggregated report should the RFC Editor, IANA, and IAOC deliver separate reports at the Wednesday Plenary?				
	Yes	No	Rating Average	Response Count
RFC Editor	26.7% (62)	73.3% (170)	1.73	232
IANA	25.0% (57)	75.0% (171)	1.75	228
IAOC	27.5% (64)	72.5% (169)	1.73	233
answered question				233
skipped question				55



Do you agree with this order of meeting facility characteristics? 1) A "One Roof" facility with meeting rooms and guest rooms under one roof, surrounded by other hotels, restaurants and bars? 2) A meeting venue surrounded by hotels, restaurants and bars? *and every effort should be made to avoid* Last) A meeting venue, one roof or not, somewhat isolated from other hotels, restaurants and bars?




			Response Percent	Response Count
Yes			84.7%	227
No			2.2%	6
 Other (please specify)			13.1%	35
			answered question	268
			skipped question	20

As for meeting location schedule, do you believe a two-year, 6 meeting schedule that had 3 meetings in North America, 2 in Europe and 1 in Asia would provide the best mix for productivity and participation?

			Response Percent	Response Count
Yes			70.5%	189
No			4.9%	13
 Other (please specify)			24.6%	66
			answered question	268
			skipped question	20

Instead of the one 68Attendees list, should there be separate meeting announce and discussion lists that one could subscribe to?

			Response Percent	Response Count
Yes			51.1%	136
No			48.9%	130
			answered question	266
			skipped question	22

Will you be attending IETF 69 in Chicago hosted by Motorola being held July 22 - 27?			Response Percent	Response Count
Yes			70.7%	193
No			8.4%	23
Undecided			20.9%	57
			<i>answered question</i>	273
			<i>skipped question</i>	15

Tell us what changes you would like at the Meetings. Are there services or changes for which an increase in the registration fee would be acceptable?			Response Count
			88
			<i>answered question</i>
			88
			<i>skipped question</i>
			200