










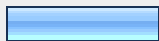



IETF 65 Meeting Survey

What area are you from?			Response Percent	Response Count
North America			53.7%	211
Africa			0.3%	1
Asia			11.2%	44
Europe			32.8%	129
Latin America/Caribbean			0.8%	3
Australia/New Zealand (Oceania)			1.3%	5
			answered question	393
			skipped question	5



Approximately how many IETF meetings have you attended (including IETF 65)?			Response Percent	Response Count
1			10.2%	39
2			6.3%	24
3			4.7%	18
4			5.8%	22
5			3.7%	14
6 - 10			16.5%	63
>10			52.8%	201
			answered question	381
			skipped question	17









When were you born?			Response Percent	Response Count
Before 1950			6.8%	26
1950 - 1960			24.0%	92
1961 - 1970			33.9%	130
1971 - 1980			33.6%	129
After 1980			1.8%	7
			answered question	384
			skipped question	14

Did you participate in one or more sessions from another location using the Jabber room and/or audio streaming?			Response Percent	Response Count
Yes			32.7%	127
No			67.3%	261
			answered question	388
			skipped question	10

How would you rate the audio streaming and Jabber rooms in support of your participation?							
	Eliminate	Not useful	Neutral	Useful	Very useful	Rating Average	Response Count
Audio stream	2.8% (7)	10.4% (26)	37.6% (94)	24.0% (60)	25.2% (63)	3.58	250
Jabber room	3.4% (9)	9.4% (25)	33.6% (89)	29.8% (79)	23.8% (63)	3.61	265
						answered question	277
						skipped question	121

Do you have any suggestions for improving the usefulness of the audio stream and/or jabber room for remote participation?		Response Count
		117
		answered question
		117
		skipped question
		281

Did you attend IETF 65 in Dallas?				
			Response Percent	Response Count
Yes		86.6%	317	
No		13.4%	49	
			answered question	366
			skipped question	32






If you did not stay at the HQ Hotel, the Hilton Anatole, why not?				
			Response Percent	Response Count
Already full		22.7%	15	
Too expensive		50.0%	33	
Exceeded corporate rate		21.2%	14	
Location		1.5%	1	
Never stay at HQ Hotel		3.0%	2	
Loyalty program with another hotel		1.5%	1	
Corporate policy		4.6%	3	
Other (please specify)		21.2%	14	
			answered question	66
			skipped question	332

How would you rate the following:							
	Did Not Use	Unsatisfactory	Satisfactory	Exceeded Expectations	Rating Average	Response Count	
WG Room Power	8.8% (29)	14.8% (49)	69.2% (229)	7.3% (24)	2.75	331	
WG Room Microphones	9.7% (32)	9.1% (30)	75.5% (250)	5.7% (19)	2.77	331	
WG Room Sound Quality	4.8% (16)	3.6% (12)	83.6% (276)	7.9% (26)	2.95	330	
						answered question	332
						skipped question	66

How would you rate:						
	Did not use	Unsatisfactory	Satisfactory	Exceeded Expectations	Rating Average	Response Count
Terminal Room	57.6% (190)	0.9% (3)	36.7% (121)	4.8% (16)	1.89	330
Help Desk	76.1% (249)	1.2% (4)	19.3% (63)	3.4% (11)	1.50	327
	<i>answered question</i>					331
	<i>skipped question</i>					67

How do you rate:						
	Did not use	Unsatisfactory	Satisfactory	Exceeded expectations	Rating Average	Response Count
Wireless network	5.7% (19)	11.8% (39)	53.5% (177)	29.0% (96)	3.06	331
IPv6	80.8% (261)	2.2% (7)	14.9% (48)	2.2% (7)	1.38	323
Host online tools	63.4% (203)	2.2% (7)	28.4% (91)	5.9% (19)	1.77	320
	<i>answered question</i>					332
	<i>skipped question</i>					66

Please explain any dissatisfaction.	
	Response Count
	91
	<i>answered question</i>
	91
	<i>skipped question</i>
	307

While the hotel had advantages for the wireless network, it was remote from the city and restaurants. A bus shuttle service was provided to address this shortcoming. Was the shuttle service of benefit to you?			Response Percent	Response Count
Did not use			52.5%	171
No			9.8%	32
Okay			8.6%	28
Yes			18.7%	61
Very helpful			10.4%	34
			answered question	326
			skipped question	72

Were you satisfied with:							
	Did not use	Unsatisfactory	Adequate	Satisfactory	Very Satisfactory	Rating Average	Response Count
Hilton Anatole Guest Rooms	18.7% (61)	1.2% (4)	14.4% (47)	47.7% (156)	18.0% (59)	3.45	327
Anatole Eating Alternatives	8.6% (28)	24.2% (79)	36.1% (118)	26.0% (85)	5.2% (17)	2.95	327
Guest Room Internet Access	32.5% (105)	7.7% (25)	10.2% (33)	33.1% (107)	16.4% (53)	2.93	323
						answered question	328
						skipped question	70

Please explain if dissatisfied with any of the foregoing.		Response Count
		102
		answered question
		102
		skipped question
		296

How would you evaluate the food and beverages provided?							
	Did not eat	Unsatisfactory	Adequate	Satisfactory	Very satisfactory	Rating Average	Response Count
Continental Breakfasts	16.9% (55)	19.9% (65)	27.9% (91)	28.8% (94)	6.4% (21)	2.88	326
Afternoon Breaks	5.8% (19)	17.6% (58)	40.0% (132)	30.3% (100)	6.4% (21)	3.14	330
	<i>answered question</i>						331
	<i>skipped question</i>						67

What changes would you make to the continental breakfasts or afternoon breaks?		Response Count
		131
	<i>answered question</i>	131
	<i>skipped question</i>	267




Was your registration experience satisfactory?						
	N/A	No	Okay	Yes	Rating Average	Response Count
Online	6.5% (21)	1.5% (5)	16.3% (53)	75.7% (246)	3.61	325
Onsite	29.0% (80)	1.8% (5)	18.8% (52)	50.4% (139)	2.91	276
	<i>answered question</i>					331
	<i>skipped question</i>					67

Please explain if dissatisfied with your registration experience.		Response Count
		22
	<i>answered question</i>	22
	<i>skipped question</i>	376

The EDU Team arranged for the following classes during the meeting. Were these classes useful to you?						
	Did not attend	Not Useful	Somewhat Useful	Useful	Rating Average	Response Count
Newcomers	95.7% (308)	0.3% (1)	1.6% (5)	2.5% (8)	1.11	322
Editing an RFC	95.7% (309)	0.9% (3)	2.2% (7)	1.2% (4)	1.09	323
WG Leadership	93.2% (302)	0.3% (1)	2.5% (8)	4.0% (13)	1.17	324
Security	95.3% (307)	0.3% (1)	2.8% (9)	1.6% (5)	1.11	322
xml2rfc Intro	91.3% (294)	0.9% (3)	3.7% (12)	4.0% (13)	1.20	322
Routing, Bridges and Switching Tutorial	91.7% (298)	0.6% (2)	2.8% (9)	4.9% (16)	1.21	325
	answered question					328
	skipped question					70

How do you rate the Plenaries?							
	Did not attend	Not useful	OK	Informative	Very informative	Rating Average	Response Count
Wednesday (Administrative)	36.9% (121)	5.8% (19)	32.0% (105)	22.6% (74)	2.7% (9)	2.48	328
Thursday (Technical)	37.6% (124)	4.8% (16)	22.1% (73)	28.8% (95)	6.7% (22)	2.62	330
	answered question						331
	skipped question						67

How could the Plenaries be of greater interest to you?	
	Response Count
	66
	answered question
	66
	skipped question
	332

Will you be attending IETF 66 in Montreal being held July 9 - 14, 2006?			Response Percent	Response Count
Yes			68.3%	248
No			10.5%	38
Undecided			21.2%	77
			<i>answered question</i>	363
			<i>skipped question</i>	35

Tell us what changes you would like at the Meetings.		Response Count
		113
		<i>answered question</i>
		113
		<i>skipped question</i>
		285